

**BONGSHIN<sup>®</sup>**



**OPERATIONAL MANUAL**

---



**BLD-236**  
**LARGE DISPLAY**

---

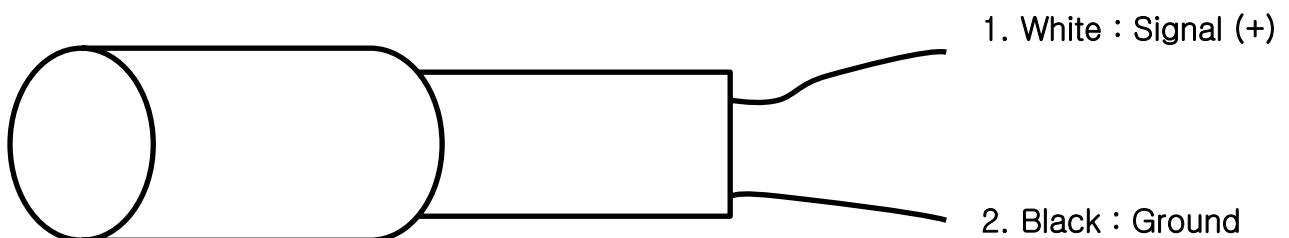
## 1. Technical Specification

Model	BLD-236	BLD-405
1. Display	High brightness 2.3-inch 7-Segment numeric LED display	High brightness 4-inch 7-Segment numeric LED display
2. Digit	6 Digit	5 Digit
3. Size of digit	56.9 mm High	100 mm High
4. LED color	Red	
5. Interface	RS-232C, RS-422, Current Loop	
6. Operating temp.	Temp. -10 ~ 60°C	
7. Power supply	AC110/220V, 1PH, 50/60Hz or DC 12	AC85~260V, 1PH, 50/60Hz or DC 12
8. Power consumption	Approx. 2VA	Approx. 3VA

## 2. Connect to power

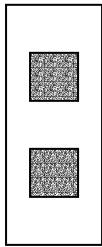
After adjusting rear panel 110/220V select connector to power voltage,  
Connect to the power and turn the on/off switch on.

## 3. Signal Connection




#### 4. Connecting method of current loop, RS-422, RS-232C port

After adjusting rear panel select connector to interface method,  
Connect to the power and turn the on/off switch on.



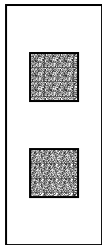
: Current Loop ( J 4 )

J 4



: RS - 422 ( J 3 )

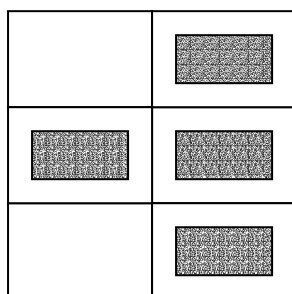
J 3



: RS - 232C ( J 2 )

J 2

#### 3) Jumper pin connection

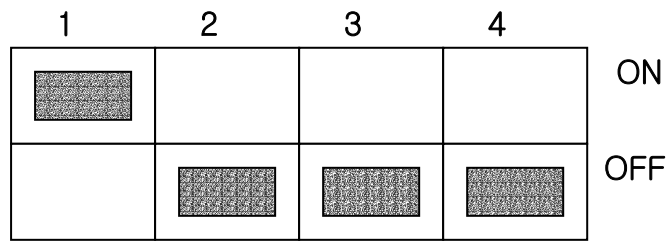


: Current Loop ( C/L )

: RS - 232C ( 232C )

: RS - 422 ( 422 )

## 5. Slid Dip s/w usage



스위치 모델	1	2	3	4
BS-300A	OFF	OFF	OFF	OFF
BS-4200A	OFF	OFF	OFF	ON
BS-5200	OFF	OFF	ON	OFF
BS-7100	OFF	OFF	ON	ON
BS-7200	OFF	ON	OFF	OFF
BS-7300	OFF	ON	OFF	ON
BS-8300	OFF	ON	ON	OFF
AND (AD-4321)	ON	OFF	OFF	OFF
CAS (CI-5010A)	ON	OFF	OFF	ON
SEWHA (SI-3000)	ON	OFF	ON	OFF
FINE (FS-1010)	ON	OFF	ON	ON
Crane scale	OFF	ON	ON	ON

※ Connector to the interface and turn the on/off switch on.